

# INSTRUCTIONS – PARTS LIST

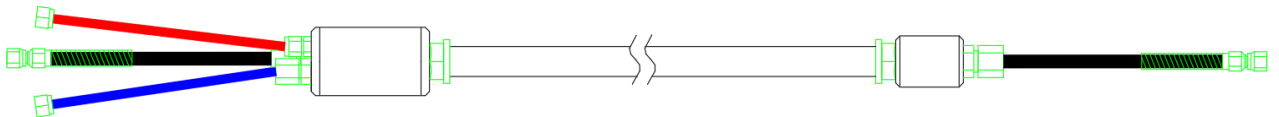
## INSTRUCTIONS!

This manual contains important warnings and information.  
**READ AND KEEP FOR REFERENCE.**



## Heated Hose Assembly

HOSE LENGTH (FEET)	PART NUMBER
10'	3055-038-010
25'	3055-038-025
50'	3055-038-050
NOTE: ADD A "T" AT THE END OF THE PART NUMBER FOR TEFLON PAINT LINE	



# Table of Contents

Warnings.....	2,3	Accessories.....	7
Typical Systems.....	4	Dimensions.....	7
Installation.....	4	Technical Data.....	8
Fluid Line Replacement.....	5	Warranty.....	9
Parts.....	6		

## Symbols

### Warning Symbol




This symbol alerts you to the possibility of serious injury or death if you do not follow the instructions.

### Caution Symbol



This symbol alerts you to the possibility of damage to or destruction of equipment if you do not follow the instructions.



**EQUIPMENT MISUSE HAZARD**  
Equipment misuse can cause the equipment to rupture or malfunction and result in serious injury.

- This equipment is for professional use only.
- Read all instruction manuals, tags, and labels before operating the equipment.
- Use the equipment only for its intended purpose. If you are not sure, call your Autoquip distributor.
- Do not alter or modify this equipment. Use only genuine Autoquip parts.
- Check equipment daily. Repair or replace worn or damaged parts immediately.
- Use fluids and solvents that are compatible with the equipment wetted parts. Refer to the **Technical Data** section of all equipment manuals. Read the fluid and solvent manufacturer's warnings.
- Always wear protective eyewear, gloves, clothing, and respirator as recommended by the fluid and solvent manufacturer.
- Comply with all applicable local, state, and national fire, electrical, and safety regulations.

## **WARNING**

### **FIRE AND EXPLOSION HAZARD**

Improper grounding, poor ventilation, open flames, or sparks can cause a hazardous condition and result in a fire or explosion and serious injury.

- Ground the equipment and the object being sprayed. Refer to **Grounding** on page 5.
- If there is any static sparking or you feel an electric shock while using the equipment, **stop spraying immediately**. Do not use the equipment until you identify and correct the problem.
- Do not use 1,1,1-trichloroethane, methylene chloride, other Halogenated hydrocarbon solvents, or fluids containing such solvents in aluminum components. Such use could result in a serious chemical reaction, with the possibility of explosion.
- Do not use kerosene or other flammable solvents or combustible gases to flush the unit.
- Provide fresh ventilation to avoid the buildup of flammable fumes from solvents or the fluid being sprayed.
- Keep the spray area free of debris, including solvent, rags, and gasoline.
- Before operating this equipment, electrically disconnect all equipment in the spray area.
- Before operating this equipment, extinguish all open flames or pilot lights in the spray area.
- Do not smoke in the spray area.
- Do not turn on or off any light switch in the spray area while spraying or while there any fumes in the air.
- Do not operate a gasoline engine in the spray area.

### **INJECTION HAZARD**

Spray from the gun, hose leaks, or ruptured components can inject fluid into your body and cause extreme serious injury, including the need for amputation. Splashing fluid in the eyes or on the skin can cause serious injury.

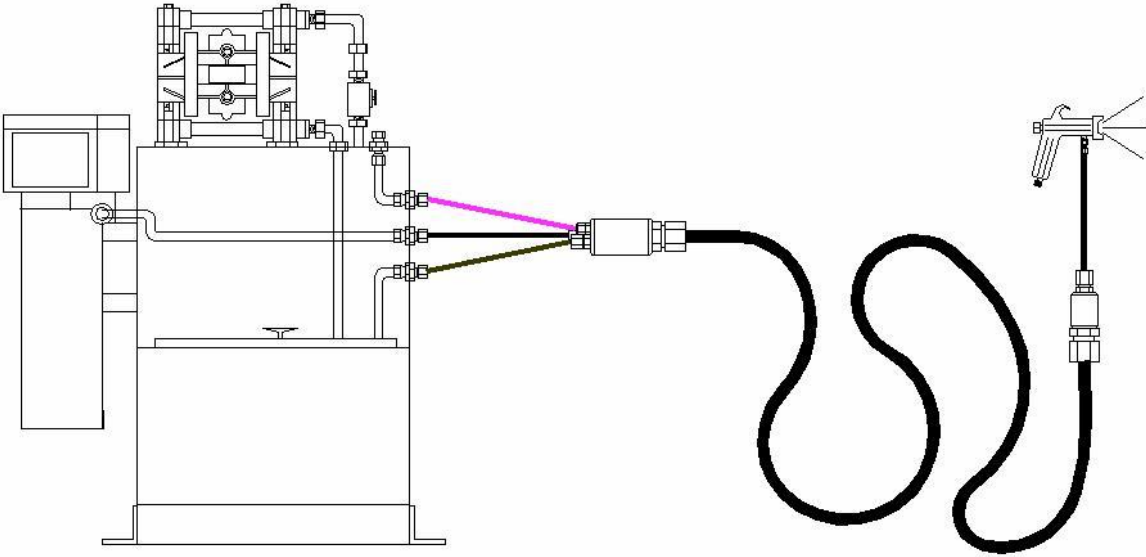
- Fluid ejected into the skin might look like just a cut, but it is a serious injury. **Get immediate medical attention.**
- Do not point the spray gun at anyone or at any part of the body.
- Do not put hand or fingers over the spray tip.
- Do not stop or deflect fluid leaks with your hand, body, glove, or rag.
- Tighten all fluid connections before operating the equipment.
- Check the hoses, tubes, and couplings daily. Replace worn, damaged, or loose parts immediately. Permanently coupled hoses cannot be repaired; replace the entire hose.

### **HAZARDOUS VAPORS**

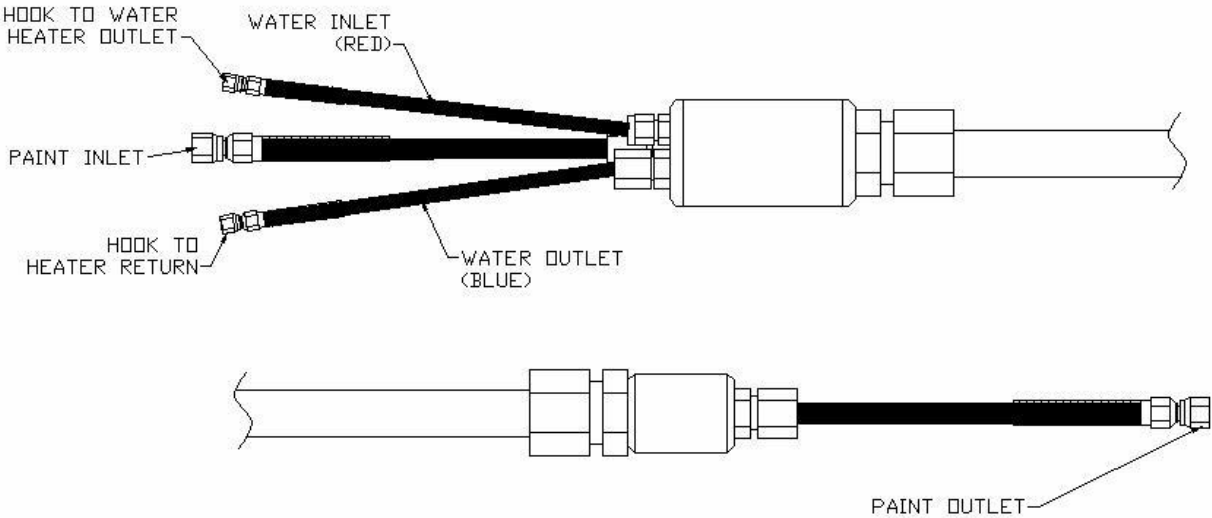
Hazardous fluids or toxic fumes can cause serious injury or death if splashed in the eyes or on the skin, swallowed, or inhaled. When flushing the air motor, keep your face away from the exhaust port.

United States Government safety standards have been adopted under the Occupational Safety and Health Act. You should consult these standards – particularly the General Standards, Part 1910, and the Construction Standards, Part 1926.

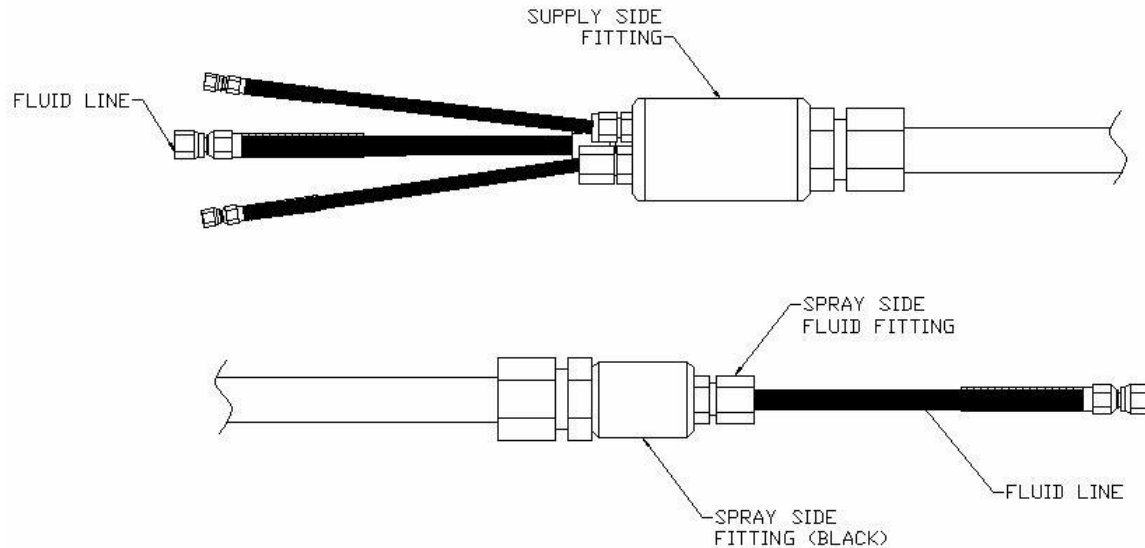
# Typical Systems



# Installation



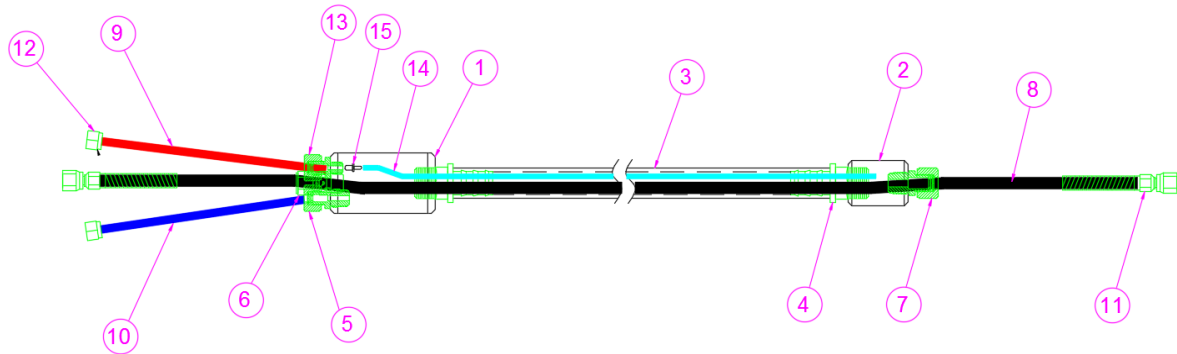
# Fluid Line Replacement



## **PROCEDURE:**

1. Straighten the Heated Hose Assembly, leaving spray side fully accessible (the straighter the hose is, the easier it is to replace the hose).
2. Remove caps and ferrules from the fluid line fittings (ferrules may need to be replaced).
3. Unscrew black portion of the spray side fitting and remove.
4. Attach wire or fish tape cleanly to tubing.
5. Pull old fluid tubing from supply side of the hose.
6. Using wire or fish tape, feed new fluid line through Heated Hose.
7. Replace spray side fitting (the use of a thread sealant such as Teflon tape is recommended).
8. Replace caps and ferrules on fluid line.

## Parts: 3/8" O.D. PAINT LINE



<b>ITEM NO</b>	<b>PART NO.</b>	<b>DESCRIPTION</b>
1	3055-38-01A	AQ HOSE INLET
2	3055-38-02A	AQ HOSE OUTLET
3	3055-38-03A*	OUTER HOSE FOR 1/4" O.D. PAINT LINE
4	3055-38-06A	HOSE END FITTING
5	3055-38-07A	WATER OUTLET FITTING
6	3055-38-08A	WATER INLET ASSEMBLY FITTING
7	3055-38-09A	PAINT LINE INLET FITTING
8	3055-38-11N**	1/4" O.D. PAINT LINE
9	3055-38-13A	WATER INLET LINE (RED)
10	3055-38-14A	WATER OUTLET LINE (BLUE)
11	3055-38-17A	1/4" PAINT LINE FITTING
12	3055-38-19A	WATER LINE FITTING
13	3055-38-20A	1/4" X 1/8" NPT, NYLON COMPRESSION FITTING
14	3055-38-21A	5/32" PE TUBE
15	3055-38-22A	REDUCING BARB UNION

\* HOSE LENGTH MUST BE SPECIFIED

\*\* IF TEFLON PAINT LINE IS DESIRED, SUBSTITUTE A "T" AT THE END OF THE PART NUMBER

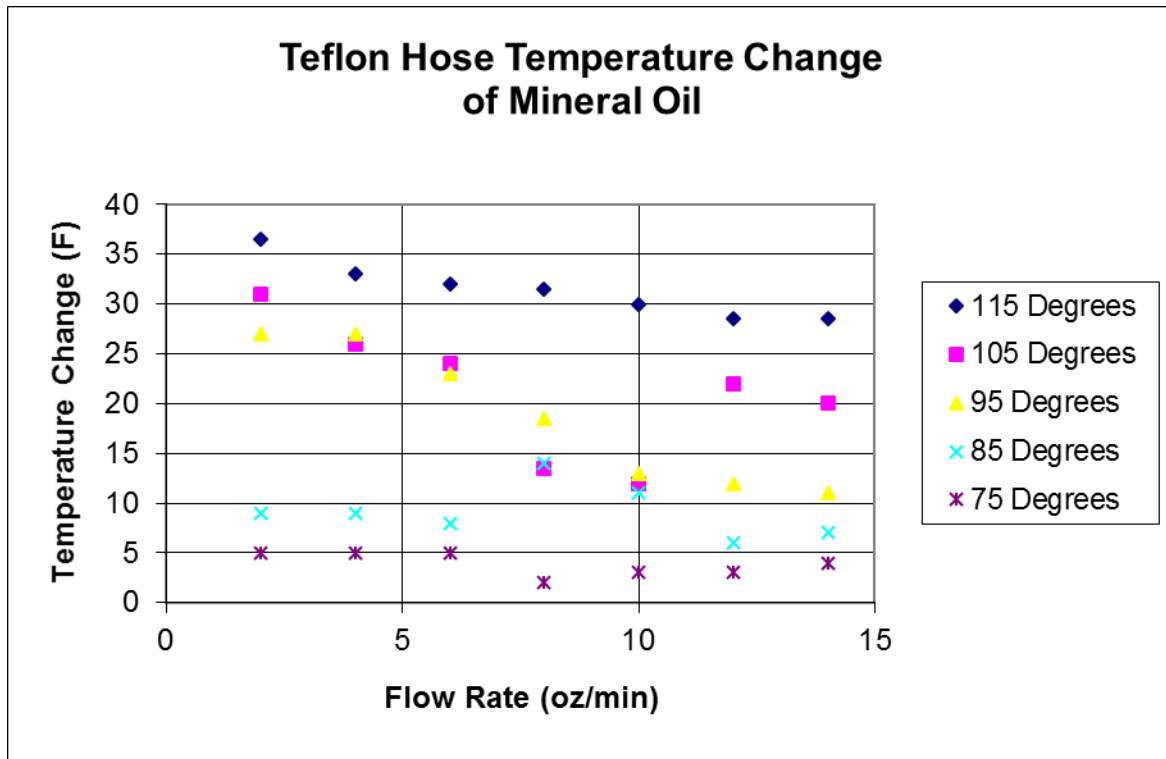
# Accessories

<b><u>Part Number</u></b>	<b><u>Description</u></b>
<b>3056-00-00A</b>	<b>Water Heater Mechanical Assembly</b>

## Dimensions

<b>Size</b>	<b>Overall Length (HEATED)</b>	<b>Net Weight</b>
10 Feet	16' (10.6')	10 LBS.
25 Feet	31' (25.6')	15 LBS.
50 Feet	56' (50.6')	20 LBS.

# Technical Data



**Wetted parts:**

Teflon®, Nylon 6/6, Nylon 11, 304 & 316 stainless steel, EPDM

*Teflon® is a registered trademark of the Dupont Company.*



# Autoquip Standard Warranty

Autoquip Inc. warrants all equipment manufactured by Autoquip Inc. and bearing its name to be free from defects in material and workmanship on the date of sale by an authorized Autoquip Inc. distributor to the original purchaser for use. With the exception of any special, extended, or limited warranty published by Autoquip Inc., Autoquip Inc. will, for a period of twelve months from the date of sale, repair or replace any part of the equipment determined by Autoquip Inc. to be defective. This warranty only when the equipment is installed, operated, and maintained in accordance with Autoquip Inc.'s written recommendations.

This warranty does not cover, and Autoquip Inc. shall not be liable for general wear and tear, or any malfunction, damage, or wear and tear caused by faulty installation, misapplication, abrasion, corrosion, inadequate or improper maintenance, negligence, accident, tampering, or substitution of non-Autoquip Inc. component parts. Nor shall Autoquip Inc. be liable for malfunction, damage or wear caused by the incompatibility of Autoquip Inc. equipment with structures, accessories, equipment or materials not supplied by Autoquip Inc., or the improper design, manufacture, installation, operation or maintenance of structure, accessories, equipment or materials not supplied by Autoquip Inc.

This warranty is conditioned upon the prepaid return of the equipment claimed to be defective to an authorized Autoquip Inc. distributor for verification of the claimed defect. If the claimed defect is verified, Autoquip Inc. will repair or replace free of charge any defective parts. The equipment will be returned to the original purchaser transportation prepaid. If inspection of the equipment does not disclose any defect in material or workmanship, repairs will be made at a reasonable charge, which charges may include the costs of parts, labor, and transportation.

**THIS WARRANTY IS EXCLUSIVE, AND IS IN LIEU OF ANY OTHER WARRANTIES, EXPRESS OR IMPLIED, INCLUDING BUT NOT LIMITED TO WARRANTY OF MERCHANTABILITY OR WARRANTY OF FITNESS FOR A PARTICULAR PURPOSE.**

Autoquip Inc.'s sole obligation and buyer's sole remedy for any breach of warranty shall be set forth above. The buyer agrees that no other remedy (including, but not limited to incidental or consequential damages for lost profits, lost sales, injury to person or property, or any other incidental or consequential loss) shall be available. Any action for breach of warranty must be brought within two (2) years of the date of sale.

Autoquip Inc. makes no warranty, and disclaims all implied warranties of merchantability and fitness for a particular purpose in connection with accessories, equipment, material or components sold but not manufactured by Autoquip Inc. These items sold, but not manufactured by Autoquip Inc. (such as electric motors, switches, hose, etc.) are subject to the warranty, if any, from their manufacturer. Autoquip Inc. will provide purchaser with reasonable assistance in making any claim for breach of these warranties.

In no event will Autoquip Inc. be liable for indirect, incidental, special or consequential damage resulting from Autoquip Inc. supplying equipment hereunder, or the furnishing, performance, or use of any products or other goods sold hereto, whether due to breach of contract, breach of warranty, the negligence of Autoquip Inc., or otherwise.

## **FOR AUTOQUIP, INC. CANADA CUSTOMERS**

The parties acknowledge that they required that the present document, as well as all documents, notices and legal proceedings entered into, given or instituted pursuant hereto or relating directly or indirectly hereto, be drawn up in English. Les parties reconnaissent avoir convenu que la rédaction du présent document sera en Anglais, ainsi que tous documents, avis et procédures judiciaires exécutés, donnés ou intentés à la suite de ou en rapport, directement ou indirectement, avec les procédures concernées.

## Autoquip Phone Numbers

**TO PLACE AN ORDER**, contact your Autoquip distributor, or call this number to identify the distributor closest to you :  
(262) 781-6133

*All written and visual data contained in this document reflects the latest product information available at the time of publication.  
Autoquip reserves the right to make changes at any time without notice.*

**Sales Offices :** MENOMONEE FALLS, WI (262) 781-6133

AUTOQUIP, INC. N57 W13430 REICHERT AVENUE MENOMONEE FALLS, WI 53216  
<http://www.aqautomation.com>