




Gear Pump

#3071



System Description

The Autoquip Gear Pump basic system includes stepper motor and drive control system designed for controllable speed for fluid metering, flushable gear pump and manifold, inlet and outlet pressure transducers and inlet shut off valve. The gear pump is specifically designed for efficient color change performance and closed loop flow control. The simple, easy to use control system employs touch screen for user interface. An optional dual path flushable gear pump and fluid flow meter are available to enhance color change.



Standard Features

- 1.5cc/rev / 3.0cc/rev / 4.5cc/rev standard available sizes.
- Accurate flow rate control of high cost coating materials.
- Each flush fluid manifold with optional integrated solvent air flush and dump valve for quick color change.
- Digital servo stepper motor provides 20-40 millisecond ramp-up speed for no flow to desired flow.
- Inlet and outlet pressure transducers provide both safety and useful process information for process verification and trouble shooting.
- Control provides easy interface to robots and machines.
- System can be provided for installations in non-hazardous and optional (hazardous purged) configurations.
- Flow meter interface verifies pump performance.
- Multiple pumps can be interfaced to a single control system with dual path flushing available for fast color change.
- Wetted components compatible with even aggressive fluids.
- Compact design provides for convenient mounting possibilities.
- Constant pump seal lubrication for long life.
- Dual path flushing systems are available for fast color change. The gear pump and manifold are void of pockets or recesses that trap waste paint.
- Compact system integrates easily with booth side color change components.

Technical Specifications

Environmental / Physical

Size: Main Control Console	30"h x 24"w x 8" d
Gear Pump Panel	16"h x 20"w x 8"d
Operating Temperature:	32oF to 110oF inside enclosures
Power Input:	120 VAC @2A (self selecting)
LCD Display:	5.7", TFT monochrome LCD, LED backlight
Processor:	Micrologix
Gear Pump Flow Capacity:	1 cc/min to 1500 cc's/min per channel (dependent upon coating)
Job Tables:	0-99 Jobs (P-Sets) per gun
Data I/O:	Serial & Ethernet
Working Air Pressure	75-120 psi (5.2-8.3 bar)
Max Inlet Fluid Pressure	300 psi (20.7 bar)
Flow Range	1.5: 50-500 cc 3.0: 75-1000 cc 4.5: 100-1500 cc
Viscosity Range of Fluid	10-3000 cPs
Mixing Ratio Range	1:1 - 100:1
Ratio Tolerance Range	Up to +/- 5%
Wetted Parts	300 series stainless steel, PTFE

Options

Multiple system configurations

- Add on Gear Pump Unit
- Gear 1K with Controller Unit
- Gear/Gear 2K Complete Unit
- Or part of 3K System Unit


Autolog option for VOC reporting

Optional flushing valves

Hazardous location installation available

Closed loop metering systems

Please contact your local Autoquip Distributor (www.aqautomation.com/where-to-buy) or AQ sales representative at 262-781-6133 for more information.



www.aqautomation.com

N57W13430 Reichert Avenue
Menomonee Falls, WI 53051
Tel. 262-781-6133 Fax 262-781-6188
sales@aqautomation.com